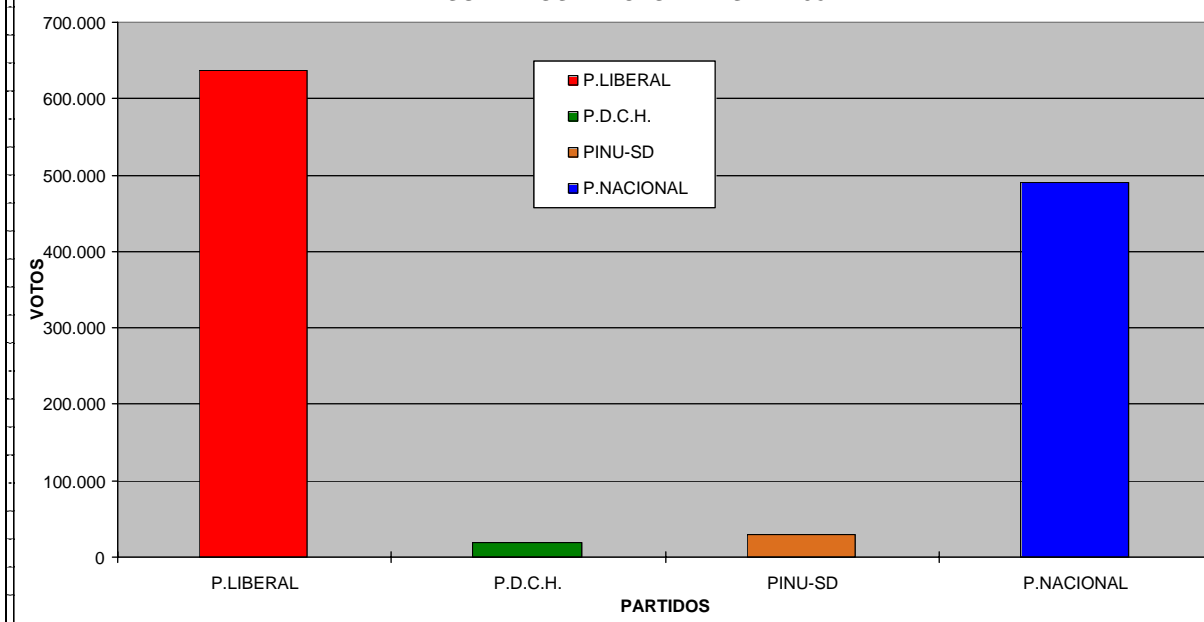


ELECCIONES DE 1,981

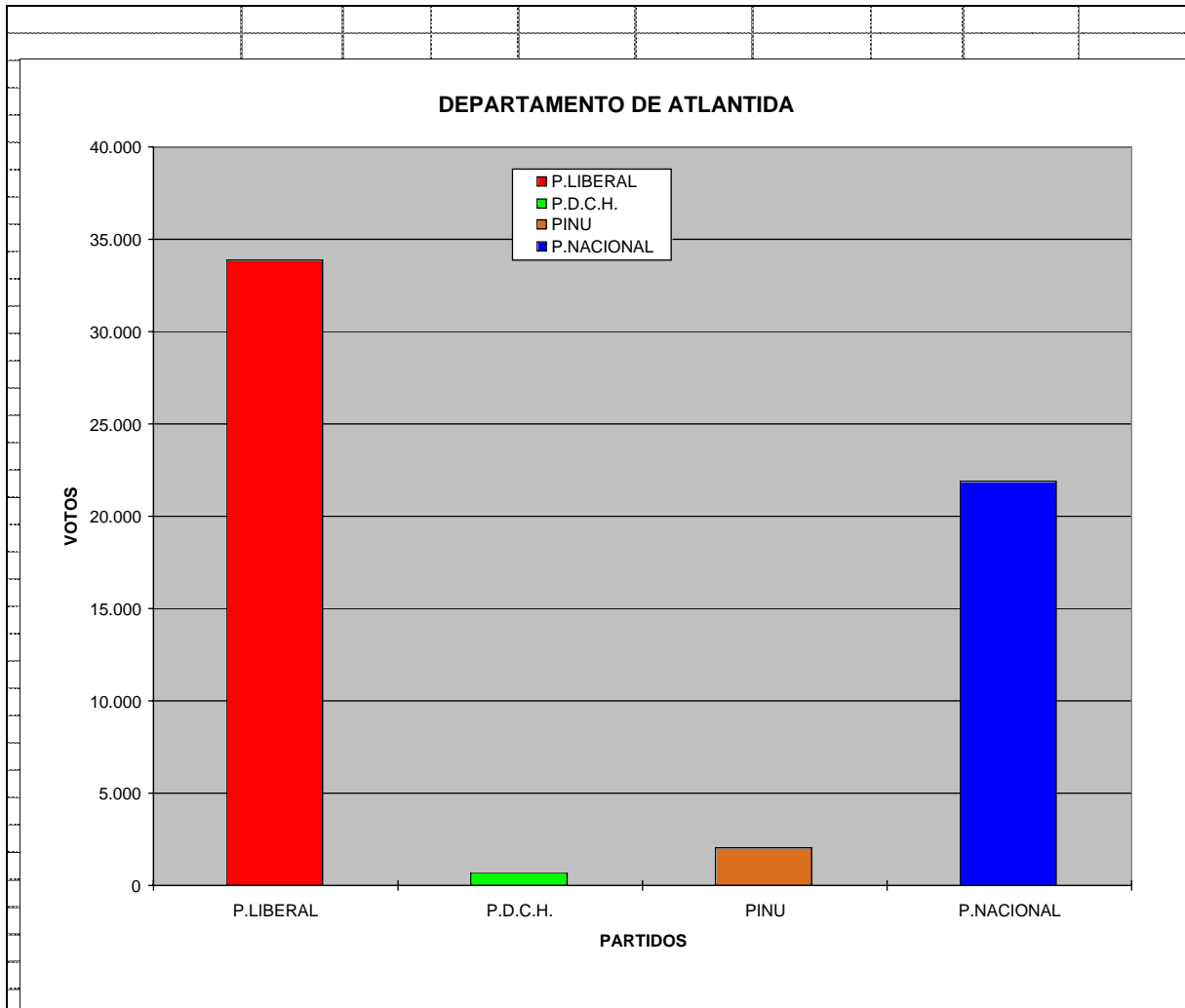
RESUMEN PARA PRESIDENTE , DIPUTADOS Y ALCALDES POR DEPARTAMENTO

	CANDIDATO					T.VALIDOS	NULOS	BLANCOS	TOT.VOTOS
	P.LIBERAL	P.D.C.H.	PINU-SD	P.NACIONAL	INDEPEND.				
TOTAL GENERAL	636.437	19.163	29.419	491.089	3.997	1.180.105	17.244	17.430	1.214.779
ATLANTIDA	33.900	701	2.031	21.879		58.511	1.102	885	60.498
COLON	17.238	396	519	10.548		28.701	584	434	29.719
COMAYAGUA	36.513	962	1.180	30.265		68.920	838	875	70.633
COPAN	33.742	1.104	720	34.652	514	70.732	1.133	1.178	73.043
CORTES	103.720	2.286	6.257	47.230	2.572	162.065	2.997	2.660	167.722
CHOLUTECA	41.387	2.342	2.237	40.667	0	86.633	1.323	1.286	89.242
EL PARAISO	42.276	743	1.004	26.345		70.368	749	1.047	72.164
FCO MORAZAN	109.337	2.708	7.134	79.319		198.498	3.390	2.610	204.498
GRACIAS A DIOS	2.687	98	67	3.051		5.903	43	176	6.122
INTIBUCA	13.878	720	569	21.019		36.186	434	563	37.183
ISLAS DE LA BAHIA	2.904	40	58	2.491		5.493	20	32	5.545
LA PAZ	17.879	327	418	14.774		33.398	528	493	34.419
LEMPIRA	19.923	767	1.075	31.524		53.289	649	964	54.902
OCOTEPEQUE	13.216	943	396	11.708		26.263	297	344	26.904
OLANCHO	34.013	1.416	1.759	28.848		66.036	782	915	67.733
STA BARABARA	44.783	1.796	1.602	39.500		87.681	911	1.125	89.717
VALLE	17.755	862	789	16.330		35.736	515	484	36.735
YORO	51.286	952	1.604	30.939	911	85.692	949	1.359	88.000

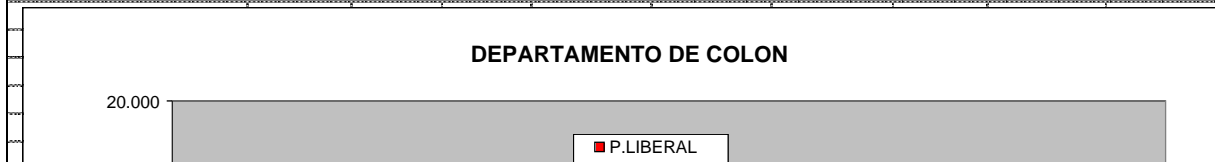
RESULTADOS ELECTORALES DE 1981

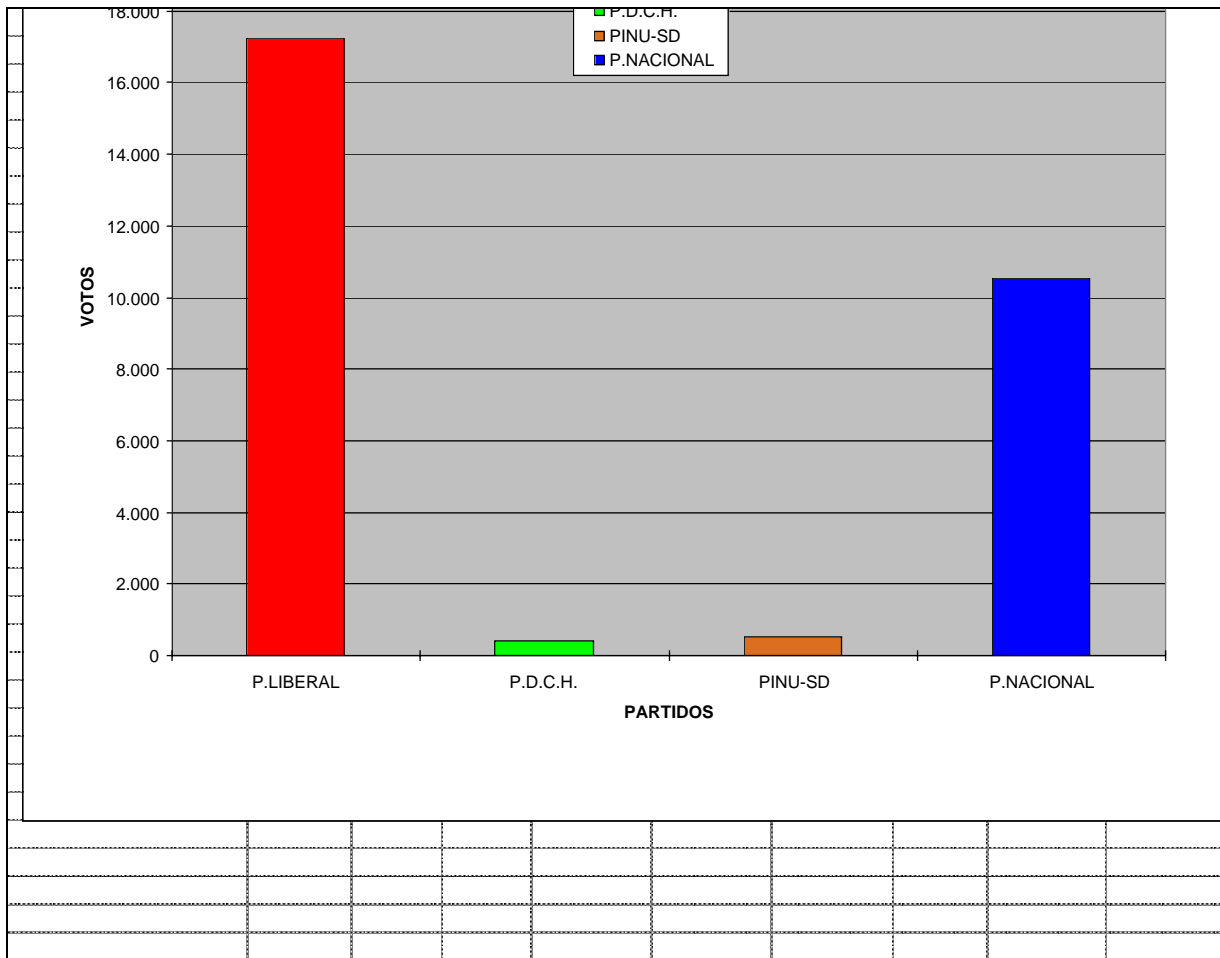


MUN.	P.LIBERAL	P.D.C.H.	PINU	P.NACIONAL	INDEPEND.	T.VALIDOS	NULOS	BLANCOS	TOT.VOTOS
TOTAL ATLANTIDA	33.900	701	2.031	21.879		58.511	1.102	885	60.498
01 01 LA CEIBA	14.277	248	958	7.399		22.882	381	208	23.471
01 02 EL PORVENIR	1.298	19	106	944		2.367	30	26	2.423
01 03 ESPARTA	1.587	38	41	865		2.531	28	53	2.612
01 04 JUTIAPA	2.172	46	86	1.895		4.199	53	45	4.297
01 05 LA MASICA	2.575	34	136	1.654		4.399	64	64	4.527
01 06 SN FRANCISCO	1.448	6	70	832		2.356	28	24	2.408
01 07 TELA	10.543	310	634	8.290		19.777	518	465	20.760
01 08 ARIZONA									

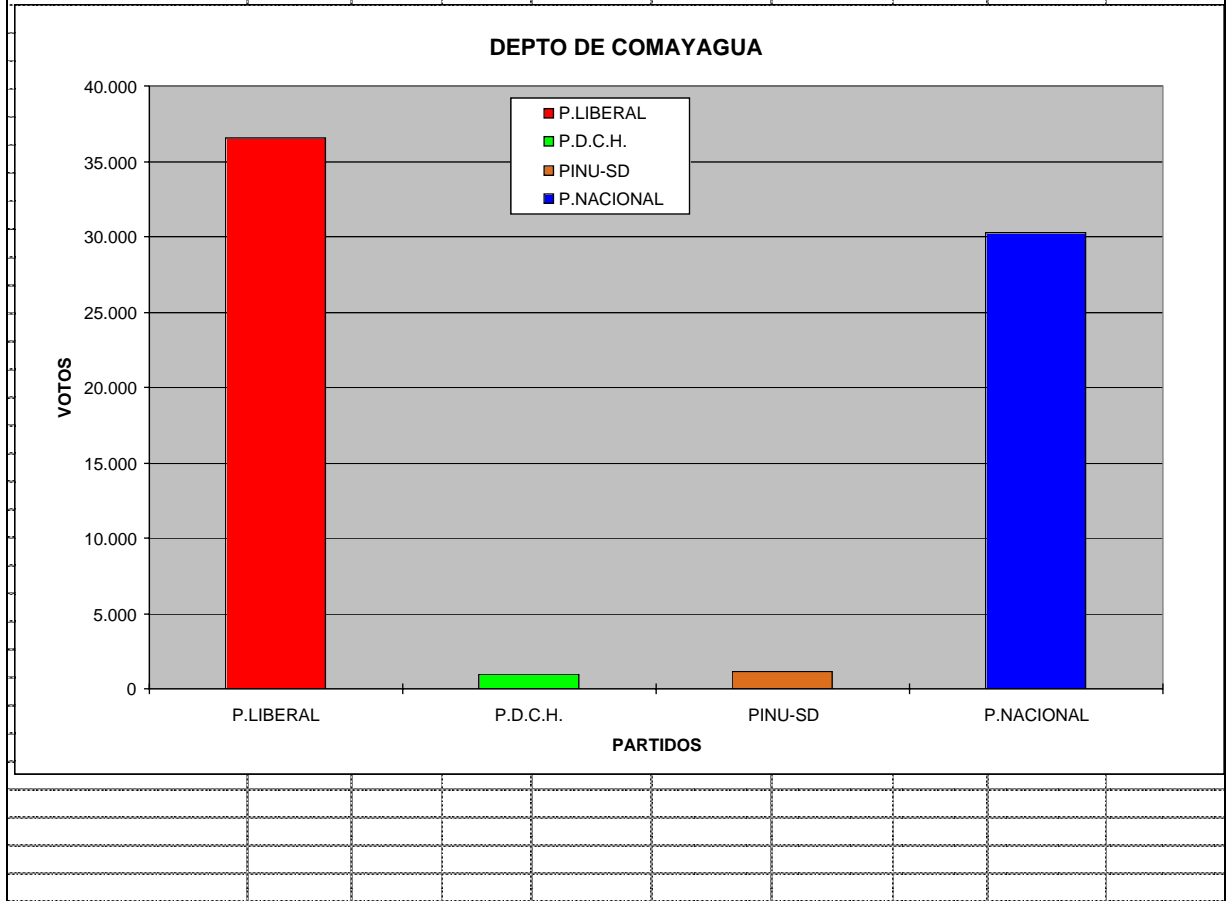


MUN.	P.LIBERAL	P.D.C.H.	PINU-SD	P.NACIONAL	INDEPEND.	T.VALIDOS	NULOS	BLANCOS	TOT.VOTOS
TOTAL COLON	17.238	396	519	10.548		28.701	584	434	29.719
02 01 TRUJILLO	3.909	58	114	2.627		6.708	103	98	6.909
02 02 BALFATE	777	16	24	606		1.423	0	0	1.423
02 03 IRIONA	799	19	53	542		1.413	28	17	1.458
02 04 LIMON	517	15	92	229		853	10	16	879
02 05 SABA	2.377	43	35	1.404		3.859	78	72	4.009
02 06 SANTA FE	459	12	20	185		676	64	17	757
02 07 Sta. Rosa de Aguan	510	13	23	360		906	30	11	947
02 08 SONAGUERA	3.565	137	84	2.038		5.824	117	102	6.043
02 09 TOCOA	4.325	83	74	2.557		7.039	154	101	7.294

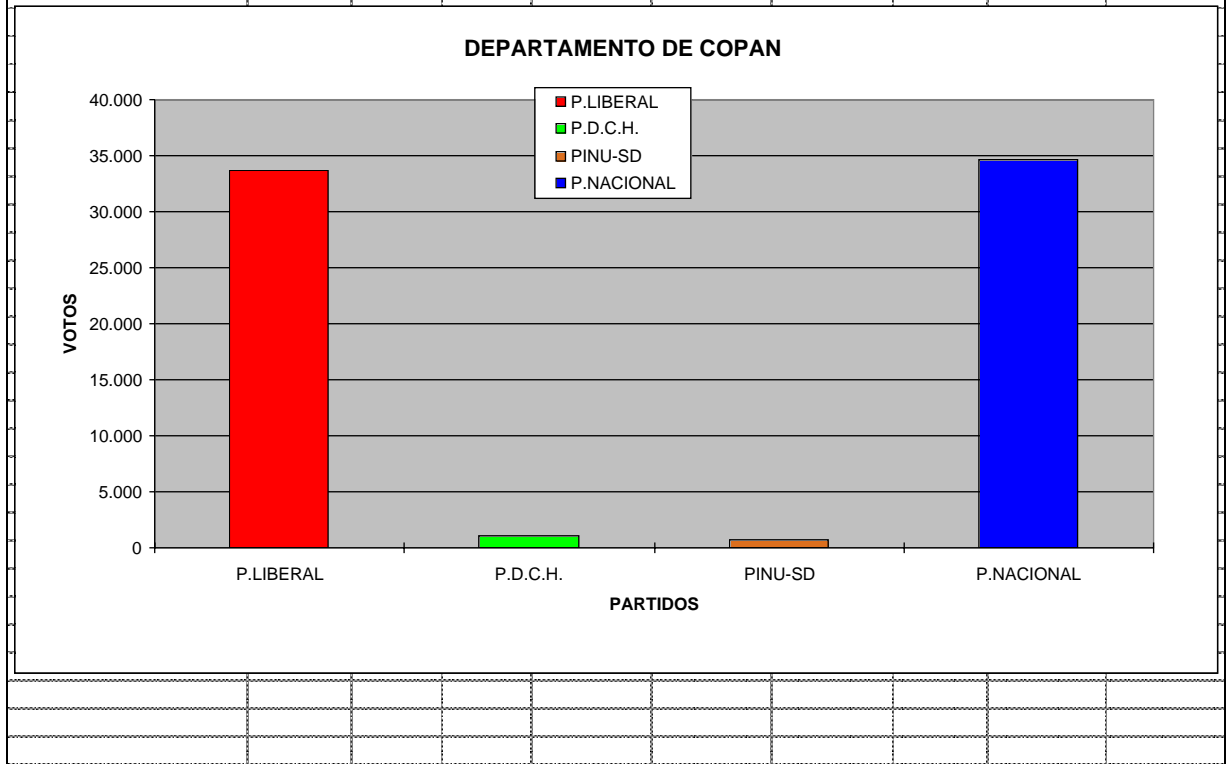




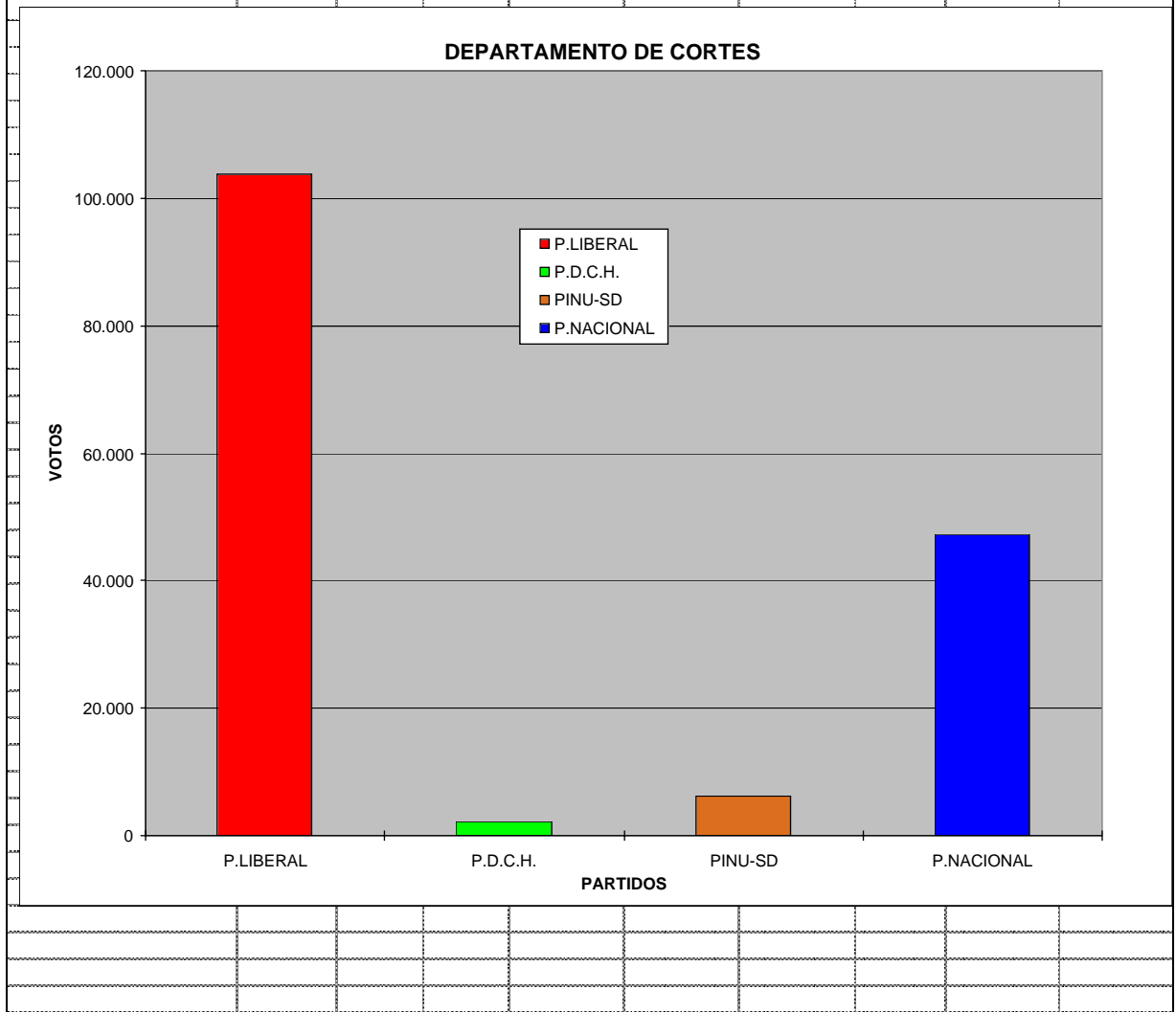
MUN.	P.LIBERAL	P.D.C.H.	PINU-SD	P.NACIONAL	INDEPEND.	T.VALIDOS	NULOS	BLANCOS	TOT.VOTOS
COMAYAGUA	36.513	962	1.180	30.265		68.920	838	875	70.633
03 01 COMAYAGUA	8.992	294	243	6.898		16.427	199	202	16.828
03 02 AJUTERIQUE	1.443	30	39	1.345		2.857	16	17	2.890
03 03 EL ROSARIO	1.676	50	27	2.244		3.997	75	59	4.131
03 04 ESQUIAS	1.084	21	42	1.161		2.308	28	26	2.362
03 05 HUMUYA	176	3	3	166		348	0	4	352
03 06 LA LIBERTAD	2.315	68	198	2.213		4.794	33	48	4.875
03 07 LAMANI	802	30	16	548		1.396	10	17	1.423
03 08 LA TRINIDAD	342	20	19	670		1.051	9	9	1.069
03 09 LEJAMANI	661	32	27	634		1.354	11	6	1.371
03 10 MEAMBAR	1.227	14	28	1.033		2.302	15	43	2.360
03 11 MINAS DE ORO	1.545	21	47	1.245		2.858	22	45	2.925
03 12 OJOS DE AGUA	1.210	56	36	1.220		2.522	16	58	2.596
03 13 SAN JERONIMO	1.371	53	50	1.403		2.877	54	16	2.947
03 14 SN JOSE DE COMA	615	43	45	835		1.538	29	46	1.613
03 15 SN JOSE DEL POT.	742	20	21	256		1.039	11	7	1.057
03 16 SAN LUIS	985	12	44	456		1.497	5	13	1.515
03 17 SAN SEBASTIAN	403	11	20	268		702	2	9	713
03 18 SIGUATEPEQUE	9.321	152	228	6.395		16.096	282	197	16.575
03 19 VILLA DE SN ANT.	1.603	32	47	1.275		2.957	21	53	3.031



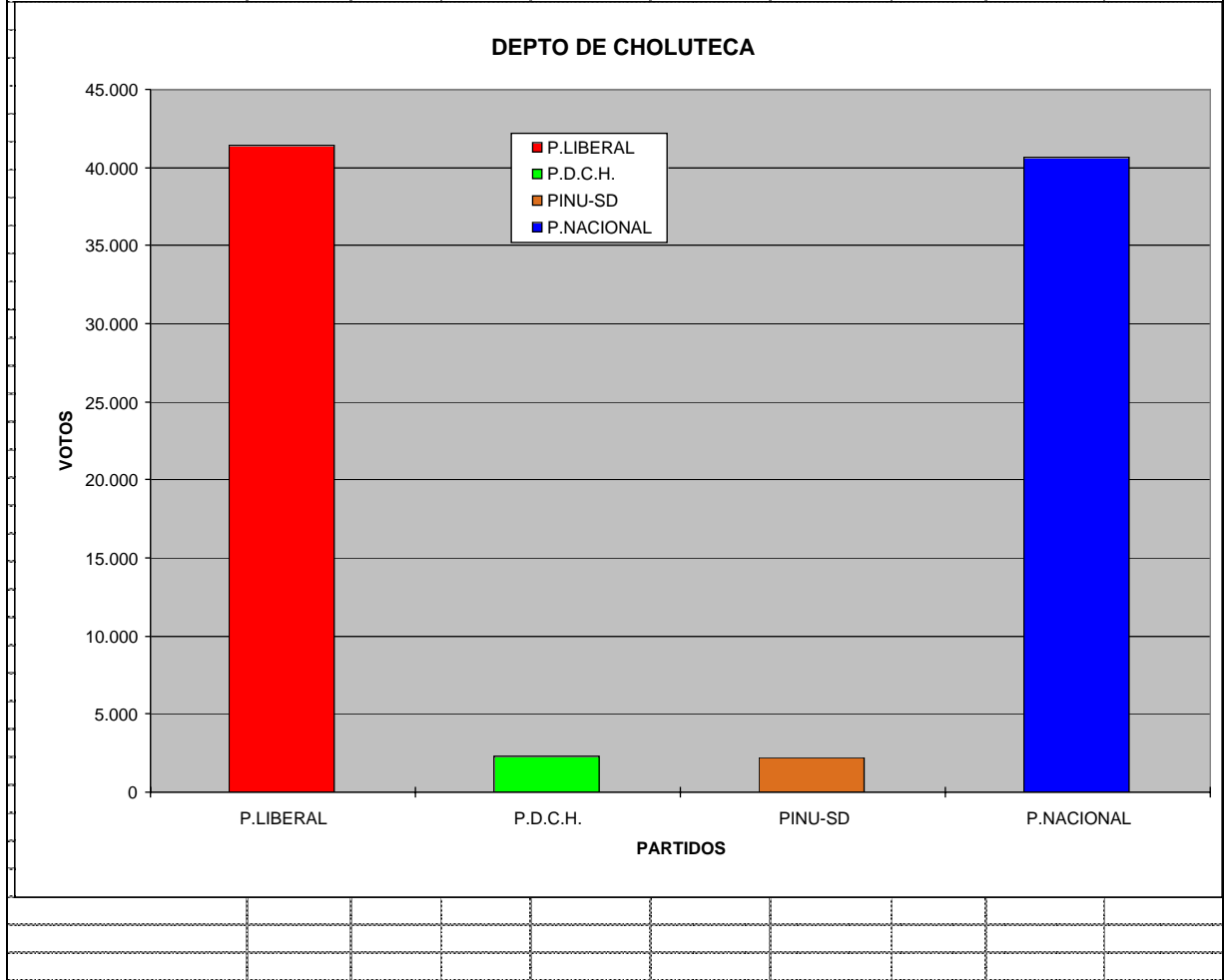
MUN.	P.LIBERAL	P.D.C.H.	PINU-SD	P.NACIONAL	INDEPEND.	T.VALIDOS	NULOS	BLANCOS	TOT.VOTOS
COPAN	33.742	1.104	720	34.652	514	70.732	1.133	1.178	73.043
04 01 SANTA ROSA DE	4.832	173	192	4.005	16	9.218	145	112	9.475
04 02 CABAÑAS	783	23	15	1.539	9	2.369	51	20	2.440
04 03 CONCEPCION	407	24	22	502	6	961	8	10	979
04 04 COPAN RUINAS	2.279	12	136	3.037	23	5.487	95	49	5.631
04 05 CORQUIN	1.353	38	37	1.038	106	2.572	19	39	2.630
04 06 CUCUYAGUA	1.708	13	20	1.027	17	2.785	62	73	2.920
04 07 DOLORES	264	228	21	767	7	1.287	20	48	1.355
04 08 DULCE NOMBRE	1.081	71	38	950	12	2.152	35	24	2.211
04 09 EL PARAISO	1.557	9	14	3.266	67	4.913	87	73	5.073
04 10 FLORIDA	2.843	139	24	2.700	32	5.738	67	160	5.965
04 11 LA JIGUA	1.084	40	29	1.086	18	2.257	68	80	2.405
04 12 LA UNION	1.395	24	5	1.265	7	2.696	20	14	2.730
04 13 NUEVA ARCADIA	3.639	71	32	3.330	58	7.130	84	131	7.345
04 14 SAN AGUSTIN	636	8	15	365	4	1.028	14	39	1.081
04 15 SAN ANTONIO	1.556	27	9	1.290	11	2.893	111	39	3.043
04 16 BAN JERONIMO	875	8	7	891	8	1.789	43	33	1.865
04 17 SAN JOSE	900	40	18	983	12	1.953	10	19	1.982
04 18 SAN JUAN DE OPOA	680	48	10	990	17	1.745	30	44	1.819
04 19 SAN NICOLAS	1.165	18	8	1.227	9	2.427	21	25	2.473
04 20 SAN PEDRO	716	17	8	720	26	1.487	21	18	1.526
04 21 SANTA RITA	2.725	45	29	2.073	42	4.914	76	74	5.064
04 22 TRINIDAD	764	15	12	1.177	6	1.974	35	40	2.049
04 23 VERACRUZ	500	13	19	424	1	957	11	14	982



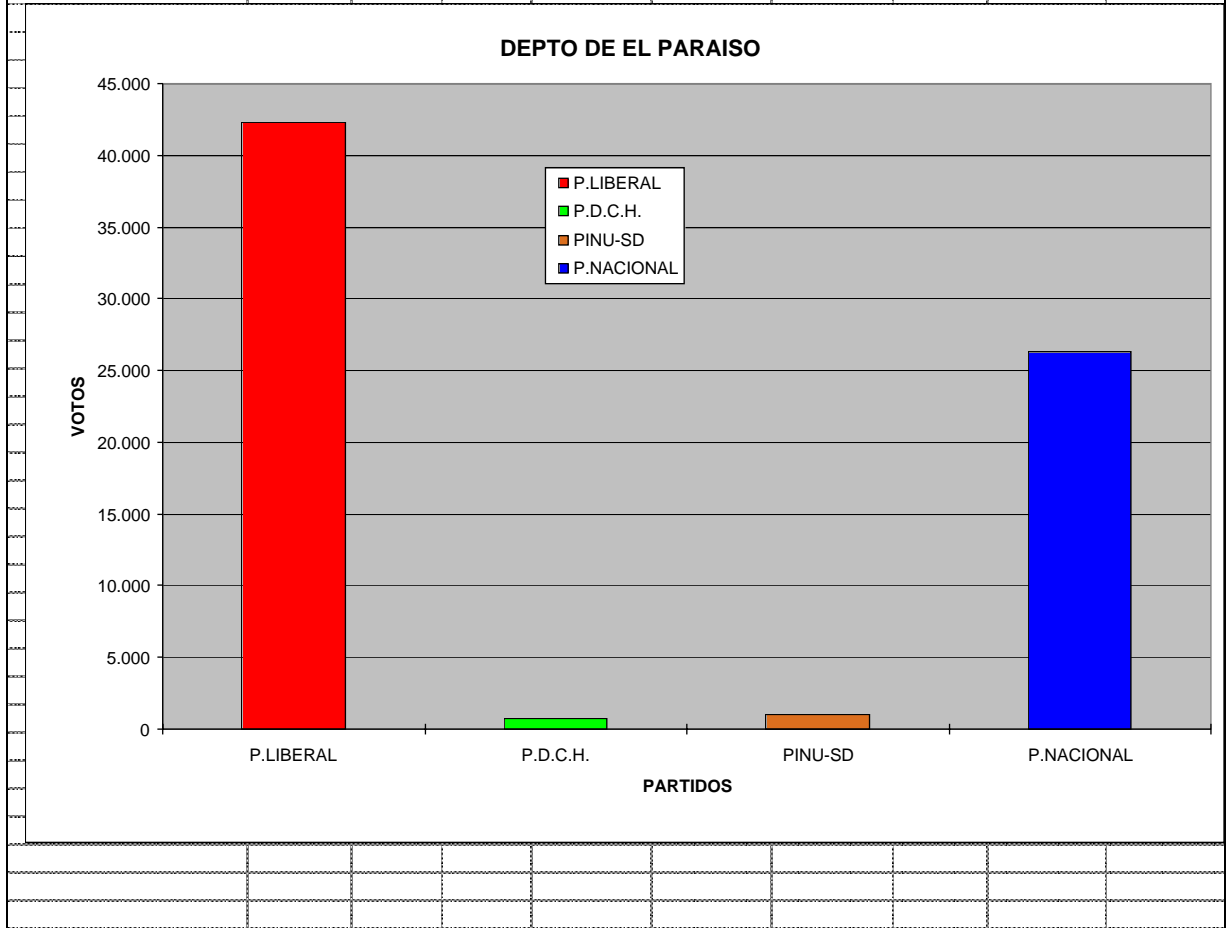
MUN.	P.LIBERAL	P.D.C.H.	PINU-SD	P.NACIONAL	INDEPEND.	T.VALIDOS	NULOS	BLANCOS	TOT.VOTOS
CORTES	103.720	2.286	6.257	47.230	2.572	162.065	2.997	2.660	167.722
05 01 S. P. S.	60.573	1.221	4.302	23.753	1.932	91.781	1.859	1.362	95.002
05 02 CHOLOMA	7.871	251	319	3.592	191	12.224	225	235	12.684
05 03 OMOA	2.815	30	106	2.188	21	5.160	87	120	5.367
05 04 PIMIENTA	1.051	38	81	741	12	1.923	95	20	2.038
05 05 POTRERILLOS	2.759	38	110	1.783	34	4.724	66	65	4.855
05 06 PUERTO CORTES	12.147	201	681	5.352	119	18.500	287	330	19.117
05 07 SAN ANTONIO	2.103	27	81	2.159	21	4.391	88	126	4.605
05 08 SAN FRANCISCO	1.896	31	176	1.276	17	3.396	37	45	3.478
05 09 SAN MANUEL	2.221	40	109	971	42	3.383	34	36	3.453
05 10 SANTA CRUZ	4.660	301	106	3.000	45	8.112	99	181	8.392
05 11 VILLANUEVA	5.624	108	186	2.415	138	8.471	120	140	8.731
05 12 LA LIMA									
CANDIDATURA INDEPENDIE									



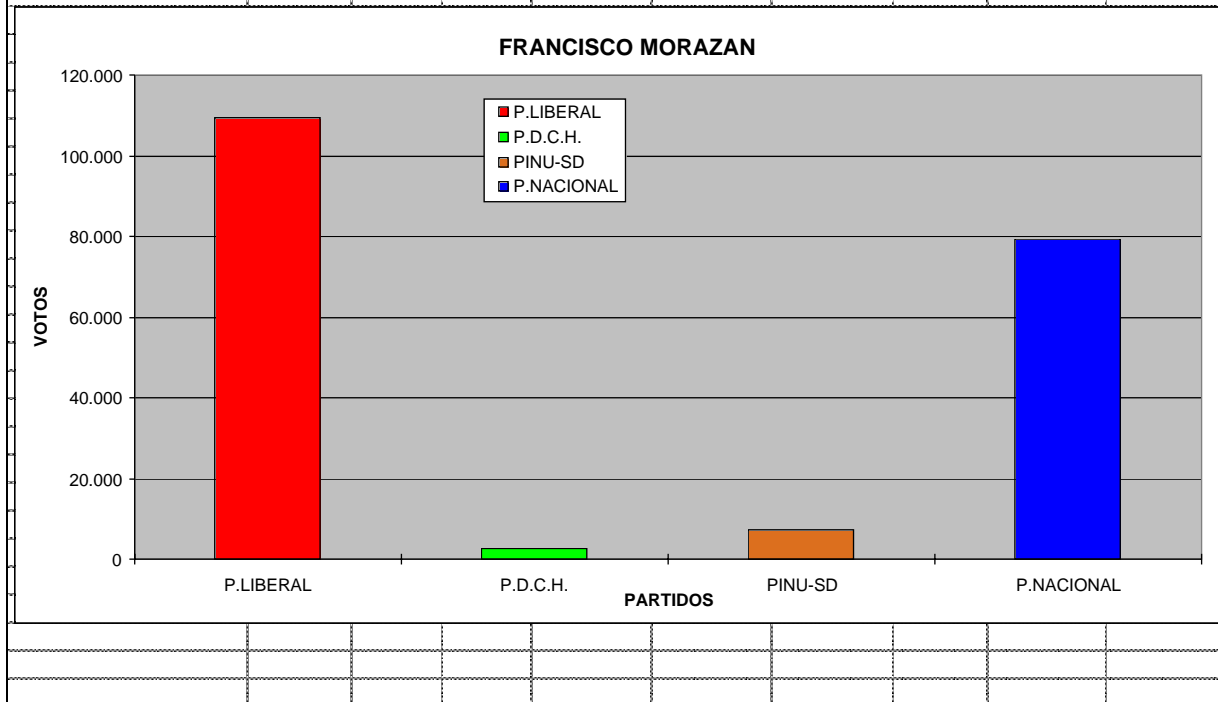
MUN.	P.LIBERAL	P.D.C.H.	PINU-SD	P.NACIONAL	T.VALIDOS	NULOS	BLANCOS	TOT.VOTOS
CHOLUTECA	41.387	2.342	2.237	40.667	86.633	1.323	1.286	89.242
06 01 CHOLUTECA	12.585	787	980	9.670	24.022	284	279	24.585
06 02 APACILAGUA	1.105	85	106	1.446	2.742	39	25	2.806
06 03 CONCEPCION DE	1.442	230	152	3.790	5.614	107	131	5.852
06 04 DUYURE	464	45	17	250	776	13	12	801
06 05 EL CORPUS	2.713	178	75	3.174	6.140	133	86	6.359
06 06 EL TRIUNFO	2.471	240	214	4.007	6.932	250	167	7.349
06 07 MARCOVIA	2.873	105	57	2.146	5.181	100	46	5.327
06 08 MOROLICA	1.192	21	37	761	2.011	6	87	2.104
06 09 NAMASIGUE	2.705	242	76	2.034	5.057	71	104	5.232
06 10 OROCUINA	2.124	89	86	2.723	5.022	59	55	5.136
06 11 PESPIRE	4.336	40	153	3.999	8.528	116	109	8.753
06 12 SAN ANTONIO DE F	1.030	12	21	802	1.865	17	39	1.921
06 13 SAN ISIDRO	953	28	42	418	1.441	16	18	1.475
06 14 SAN JOSE	549	34	47	675	1.305	5	13	1.323
06 15 SAN MARCOS DE C	3.613	117	55	3.707	7.492	73	92	7.657
06 16 SANTA ANA DE Y.	1.232	89	119	1.065	2.505	34	23	2.562



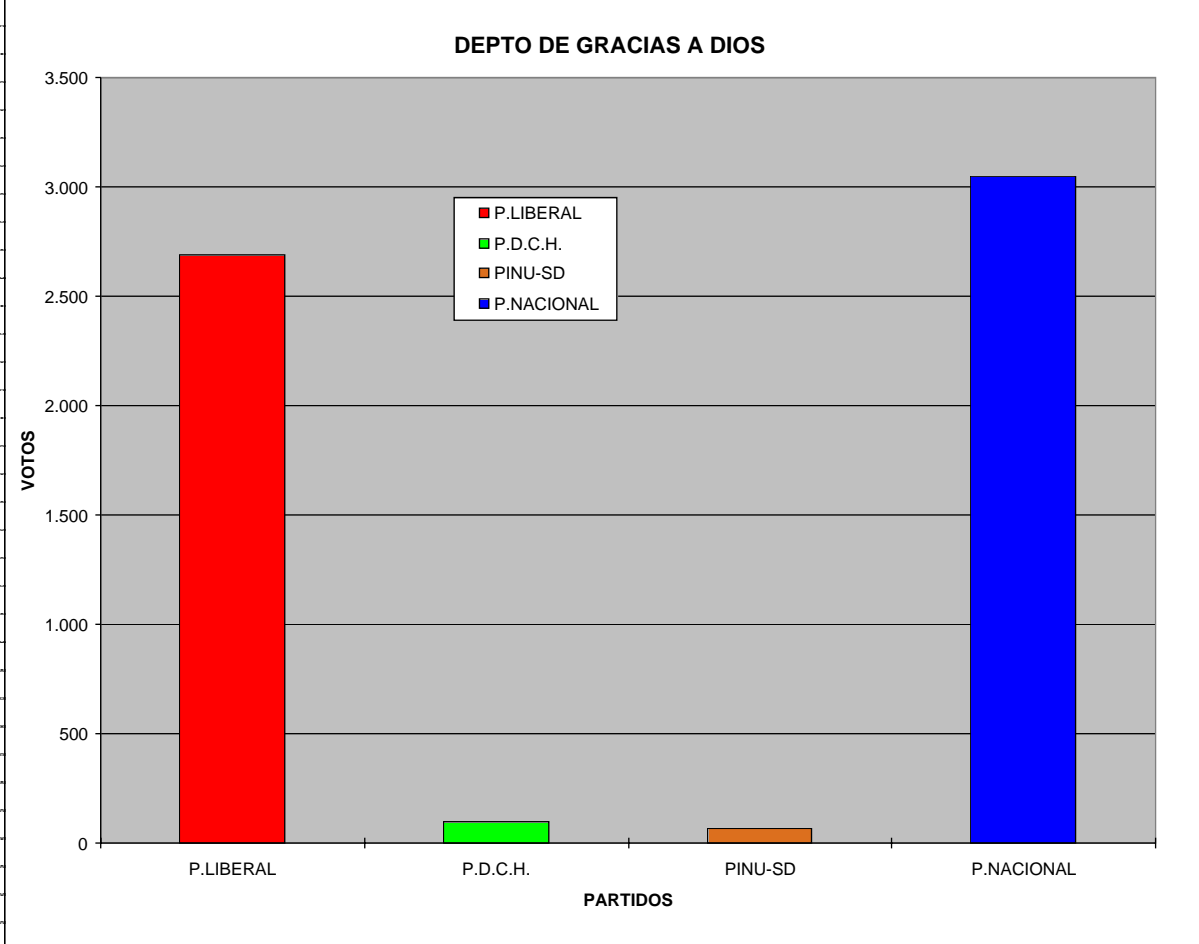
MUN.	P.LIBERAL	P.D.C.H.	PINU-SD	P.NACIONAL	T.VALIDOS	NULOS	BLANCOS	TOT.VOTOS
EL PARAISO	42.276	743	1.004	26.345	70.368	749	1.047	72.164
07 01 YUSCARAN	1.472	35	32	1.565	3.104	61	0	3.165
07 02 ALAUCA	1.031	8	6	995	2.040	11	28	2.079
07 03 DANLI	16.916	323	462	8.378	26.079	302	432	26.813
07 04 EL PARAISO	5.113	61	109	3.629	8.912	90	95	9.097
07 05 GUINOPE	1.413	17	35	1.283	2.748	26	17	2.791
07 06 JACALEAPA	801	8	33	733	1.575	11	31	1.617
07 07 LIURE	1.753	65	29	953	2.800	12	67	2.879
07 08 MOROCELI	1.393	28	29	905	2.355	36	49	2.440
07 09 OROPOLI	720	17	12	849	1.598	14	21	1.633
07 10 POTRERILLOS	540	11	27	230	808	6	7	821
07 11 SN Antonio de Flores	749	13	35	781	1.578	16	21	1.615
07 12 SAN LUCAS	1.410	12	11	936	2.369	25	46	2.440
07 13 SAN MATIAS	605	27	55	476	1.163	10	18	1.191
07 14 SOLEDAD	2.084	26	28	838	2.976	22	31	3.029
07 15 TEUPASENTI	3.062	50	33	2.287	5.432	67	94	5.593
07 16 TEXIGUAT	2.186	22	22	922	3.152	24	54	3.230
07 17 VADO ANCHO	677	9	20	415	1.121	10	21	1.152
07 18 YAUYUPE	351	11	26	170	558	6	15	579
07 19 LAS TROJES								



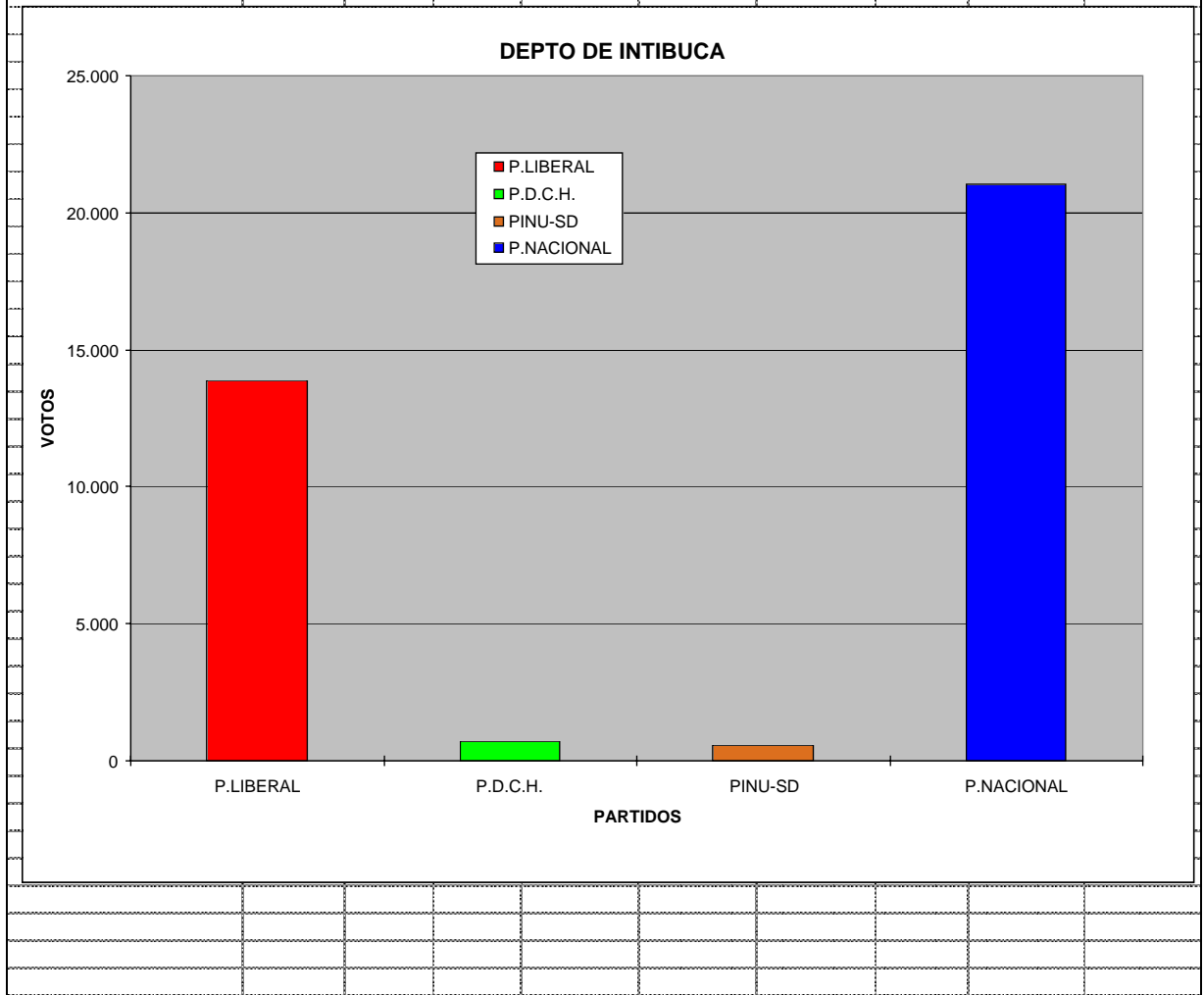
MUN.	P.LIBERAL	P.D.C.H.	PINU-SD	P.NACIONAL	T.VALIDOS	NULOS	BLANCOS	TOT.VOTOS
FCO MORAZAN	109.337	2.708	7.134	79.319	198.498	3.390	2.610	204.498
08 01 DISTRITO CENTRAL	70.687	2.045	6.102	49.643	128.477	1.988	1.351	131.816
08 02 ALUBAREN	778	34	18	644	1.474	13	43	1.530
08 03 CEDROS	2.785	50	92	2.307	5.234	127	70	5.431
08 04 CURAREN	1.899	30	41	1.883	3.853	40	136	4.029
08 05 EL PORVENIR	1.753	21	44	2.440	4.258	86	57	4.401
08 06 GUAYMACA	2.126	16	45	1.685	3.872	100	76	4.048
08 07 LA LIBERTAD	468	6	18	405	897	20	20	937
08 08 LA VENTA	1.126	24	32	1.309	2.491	42	38	2.571
08 09 LEPATERIQUE	1.434	20	39	1.167	2.660	78	54	2.792
08 10 MARAITA	905	9	29	1.200	2.143	33	43	2.219
08 11 MARALE	1.181	42	22	455	1.700	18	46	1.764
08 12 NUEVA ARMENIA	1.017	16	17	502	1.552	16	15	1.583
08 13 OJOJONA	1.400	16	21	1.165	2.602	31	35	2.668
08 14 ORICA	1.336	16	39	861	2.252	29	43	2.324
08 15 REITOCA	1.622	17	23	812	2.474	49	66	2.589
08 16 SABANAGRANDE	3.791	39	52	1.485	5.367	110	75	5.552
08 17 SN Antonio de Orient	1.117	9	44	778	1.948	45	23	2.016
08 18 SAN Buenaventura	885	14	25	1.038	1.962	95	27	2.084
08 19 SAN IGNACIO	1.526	23	35	1.286	2.870	20	25	2.915
08 20 SAN JUAN DE F.	1.453	17	22	1.229	2.721	12	42	2.775
08 21 SAN MIGUELITO	493	12	22	422	949	2	8	959
08 22 SANTA ANA	1.596	25	60	942	2.623	68	61	2.752
08 23 SANTA LUCIA	879	28	53	849	1.809	18	25	1.852
08 24 TALANGA	3.193	101	73	2.552	5.919	170	103	6.192
08 25 TATUMBLA	1.056	17	35	628	1.736	23	15	1.774
08 26 VALLE DE ANGELES	1.550	36	98	852	2.536	125	69	2.730
08 27 VILLA DE S.FCO	1.281	25	33	780	2.119	32	44	2.195



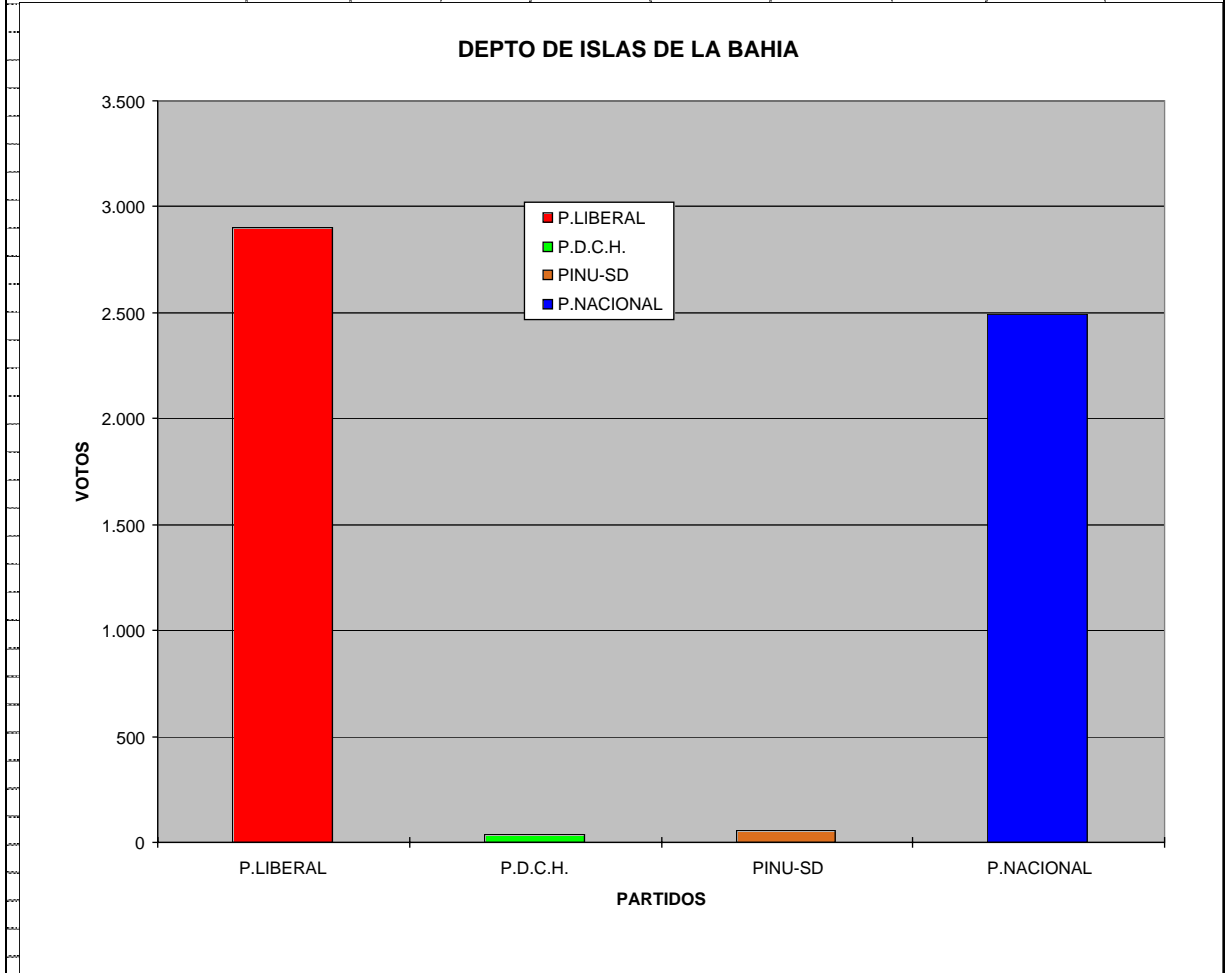
MUN.	P.LIBERAL	P.D.C.H.	PINU-SD	P.NACIONAL	T.VALIDOS	NULOS	BLANCOS	TOT.VOTOS
Gracias a Dios	2.687	98	67	3.051	5.903	43	176	6.122
09 01 PUERTO LEMPIRA	1.412	89	54	1.903	3.458	23	42	3.523
09 02 BRUS LAGUNA	1.275	9	13	1.148	2.445	20	134	2.599



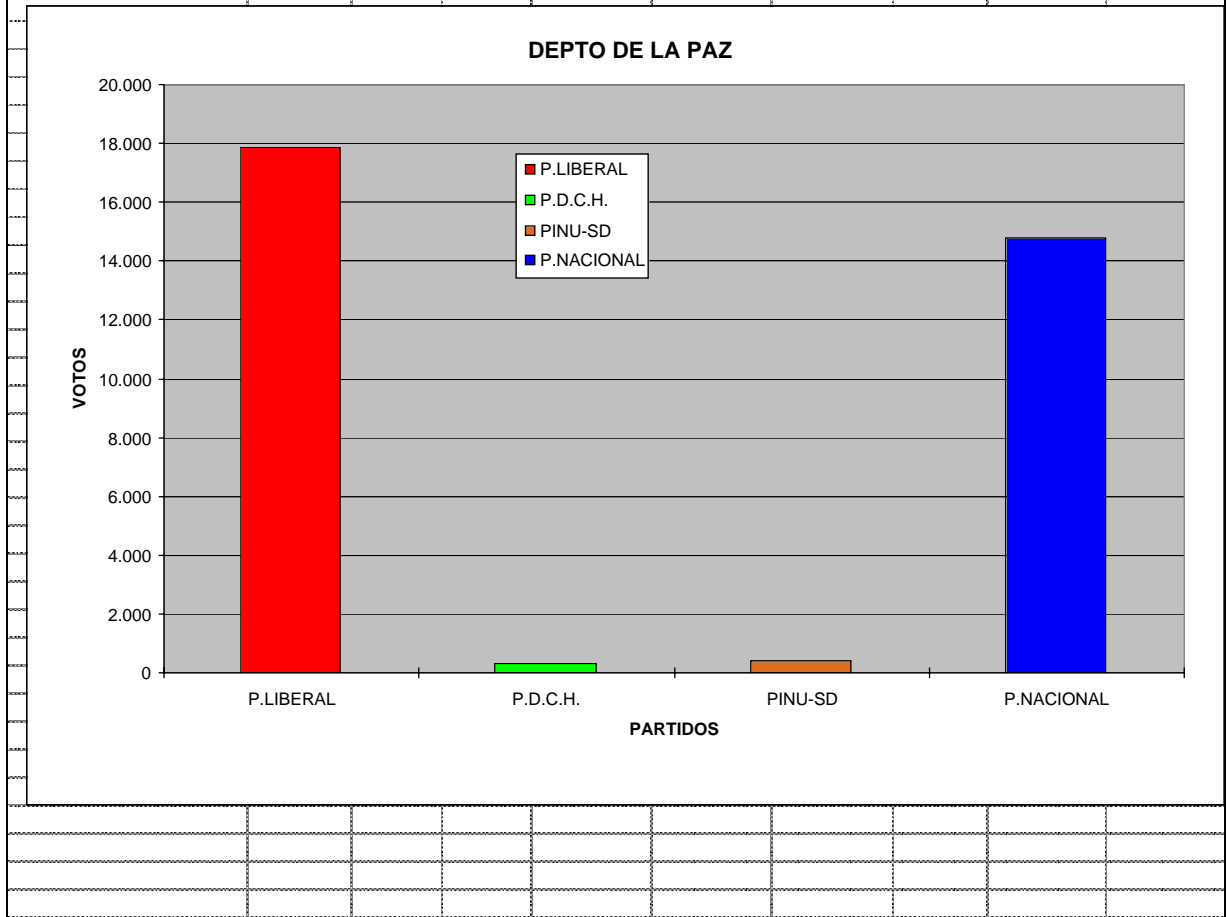
MUN.	P.LIBERAL	P.D.C.H.	PINU-SD	P.NACIONAL	T.VALIDOS	NULOS	BLANCOS	TOT.VOTOS
TOTAL INTIBUCA	13.878	720	569	21.019	36.186	434	563	37.183
10 01 LA ESPERANZA	1.197	35	40	1.086	2.358	15	19	2.392
10 02 CAMASCA	819	27	17	953	1.816	29	20	1.865
10 03 COLOMONCAGUA	1.488	24	31	1.749	3.292	59	77	3.428
10 04 CONCEPCION	1.418	20	34	1.315	2.787	34	49	2.870
10 05 DOLORES	230	19	38	577	864	8	15	887
10 06 INTIBUCA	1.702	271	55	3.494	5.522	76	63	5.661
10 07 JESUS DE OTORO	2.255	37	52	2.342	4.686	53	74	4.813
10 08 MAGDALENA	384	26	17	699	1.126	5	18	1.149
10 09 MASAGUARA	666	5	15	1.811	2.497	30	44	2.571
10 10 SAN ANTONIO	617	26	70	832	1.545	27	24	1.596
10 11 SAN ISIDRO	263	12	30	408	713	10	12	735
10 12 SAN JUAN	602	15	52	685	1.354	26	14	1.394
10 13 SN MARCOS DE LA	506	15	23	951	1.495	5	8	1.508
10 14 SAN MIGUELITO	449	22	17	500	988	8	18	1.014
10 15 SANTA LUCIA	459	21	26	802	1.308	17	23	1.348
10 16 YAMARANGUILA	823	145	52	2.815	3.835	32	85	3.952



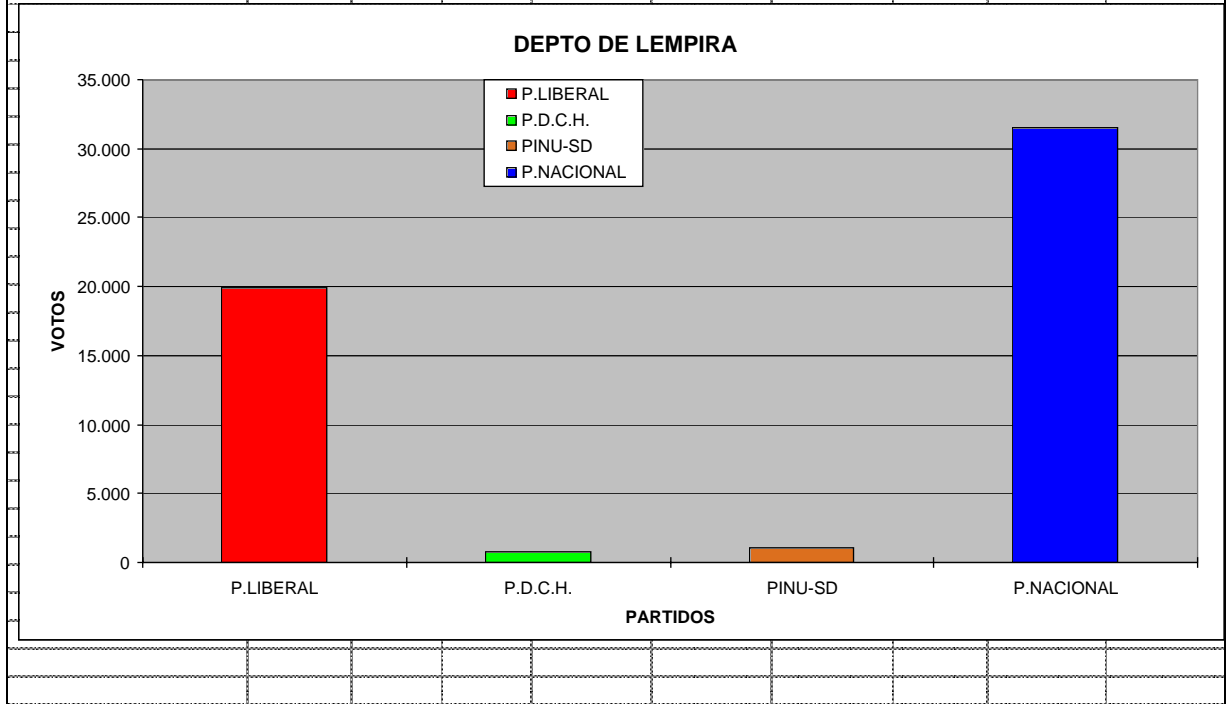
MUN.	P.LIBERAL	P.D.C.H.	PINU-SD	P.NACIONAL	T.VALIDOS	NULOS	BLANCOS	TOT.VOTOS
IS. DE LA BAHIA	2.904	40	58	2.491	5.493	20	32	5.545
11 01 ROATAN	1.023	17	24	1.026	2.090	16	11	2.117
11 02 GUANAHA	759	10	7	630	1.406	0	10	1.416
11 03 JOSE SANTOS GUA	812	6	20	487	1.325	3	3	1.331
11 04 UTILA	310	7	7	348	672	1	8	681



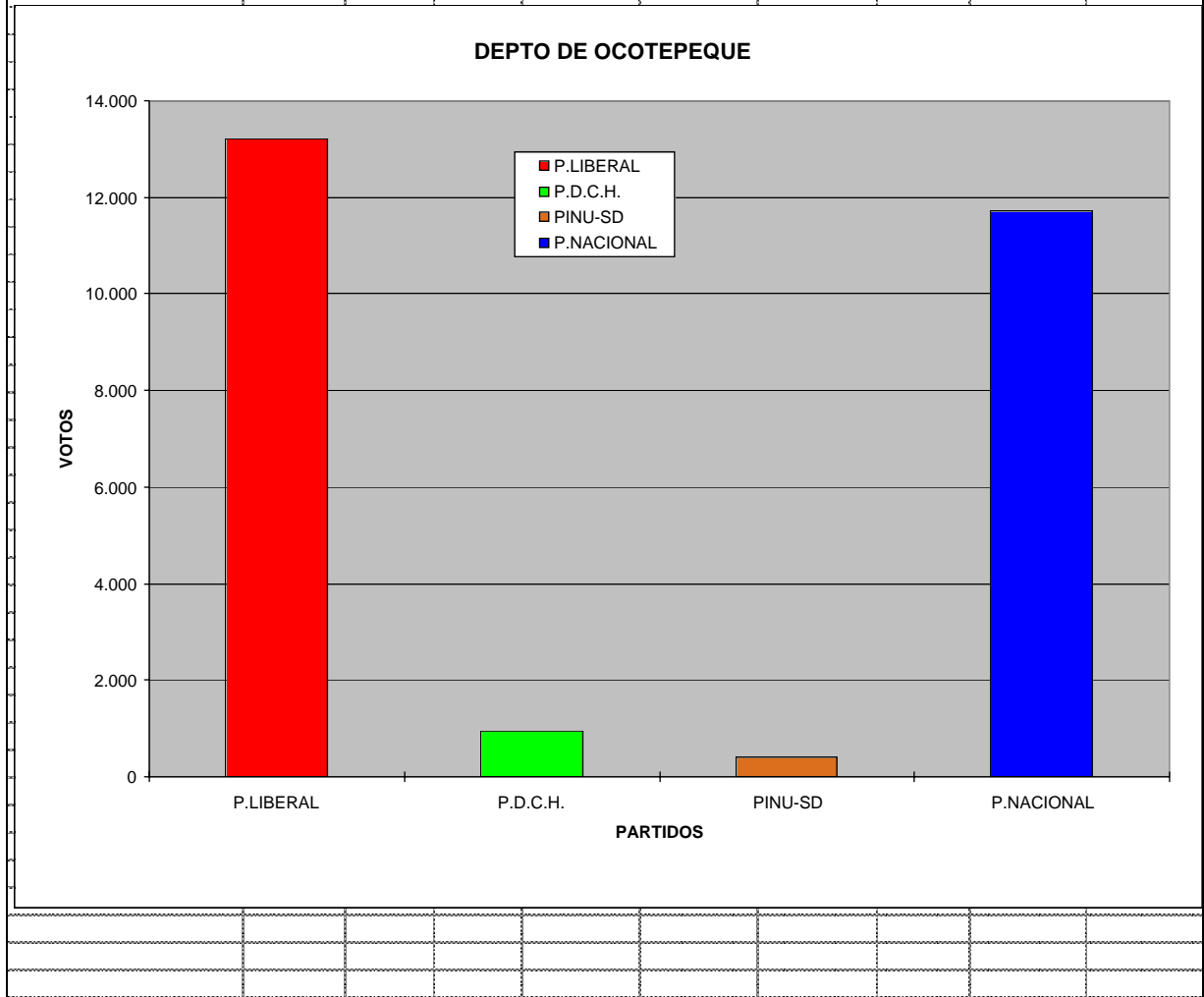
MUN.	P.LIBERAL	P.D.C.H.	PINU-SD	P.NACIONAL	T.VALIDOS	NULOS	BLANCOS	TOT.VOTOS
LA PAZ	17.879	327	418	14.774	33.398	528	493	34.419
12 01 LA PAZ	4.359	41	46	2.006	6.452	44	57	6.553
12 02 AGUANTEQUERIQ	673	38	24	459	1.194	19	11	1.224
12 03 CABAÑAS	259	5	20	505	789	10	9	808
12 04 CANE	579	31	26	263	899	7	4	910
12 05 CHINACLA	505	3	14	319	841	13	12	866
12 06 GUAJQUIRO	876	21	28	1.869	2.794	52	65	2.911
12 07 LAUTERIQUE	604	16	16	397	1.033	5	13	1.051
12 08 MARCALA	1.933	22	33	1.593	3.581	31	54	3.666
12 09 Mercedes de Oriente	160	16	12	145	333	18	17	368
12 10 OPATORO	1.020	13	12	1.112	2.157	94	23	2.274
12 11 SN Antonio del Norte	705	9	23	389	1.126	28	7	1.161
12 12 SAN JOSE	811	10	16	489	1.326	25	18	1.369
12 13 SAN JUAN	328	39	17	300	684	7	7	698
12 14 SN PEDRO TUTULE	569	6	14	471	1.060	20	15	1.095
12 15 SANTA ANA	619	9	22	1.020	1.670	39	40	1.749
12 16 SANTA ELENA	520	17	26	784	1.347	24	23	1.394
12 17 SANTA MARIA	1.325	8	39	677	2.049	61	40	2.150
12 18 SANTIAGO Puringla	1.543	4	18	1.360	2.925	24	54	3.003
12 19 YARULA	491	19	12	616	1.138	7	24	1.169



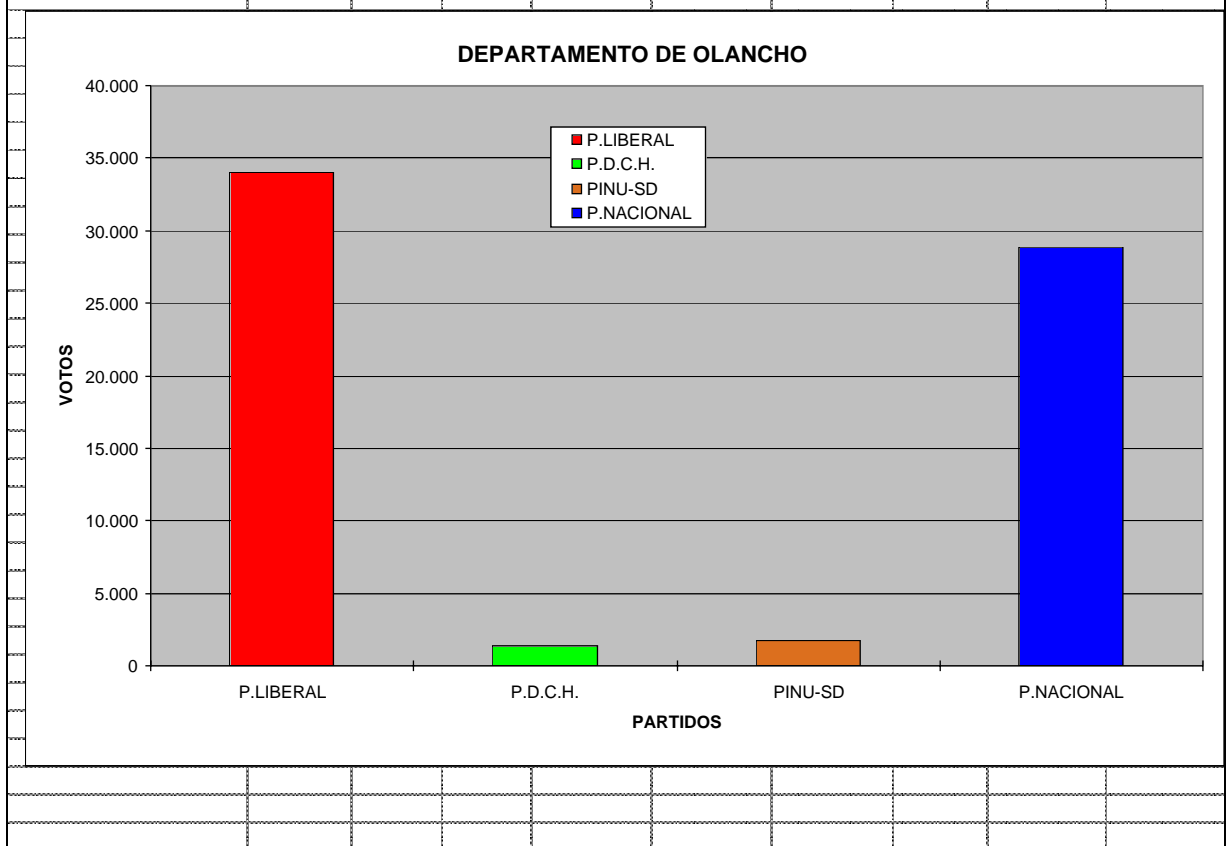
MUN.	P.LIBERAL	P.D.C.H.	PINU-SD	P.NACIONAL	T.VALIDOS	NULOS	BLANCOS	TOT.VOTOS
LEMPIRA	19.923	767	1.075	31.524	53.289	649	964	54.902
13 01 GRACIAS	2.136	51	60	3.406	5.653	40	101	5.794
13 02 BELEN	503	41	3	365	912	14	28	954
13 03 CANDELARIA	598	9	43	1.021	1.671	22	18	1.711
13 04 COLOLACA	434	53	57	692	1.236	22	52	1.310
13 05 ERANDIQUE	1.053	34	33	1.690	2.810	32	51	2.893
13 06 GUALCINCE	419	30	23	1.602	2.074	27	42	2.143
13 07 GUARITA	623	28	71	1.037	1.759	31	54	1.844
13 08 LA CAMPA	740	43	99	833	1.715	24	18	1.757
13 09 LA IGUALA	1.393	19	62	1.667	3.141	25	51	3.217
13 10 LAS FLORES	820	7	13	1.050	1.890	26	9	1.925
13 11 LA UNION	857	20	98	1.200	2.175	31	29	2.235
13 12 LA VIRTUD	415	44	10	1.215	1.684	16	23	1.723
13 13 LEPAERA	3.215	30	33	3.269	6.547	68	60	6.675
13 14 MAPULACA	445	20	16	570	1.051	3	4	1.058
13 15 PIRAERA	403	14	39	1.677	2.133	17	57	2.207
13 16 SAN ANDRES	313	21	36	1.501	1.871	52	49	1.972
13 17 SAN FRANCISCO	633	42	34	841	1.550	25	36	1.611
13 18 SN JUAN GUARITA	183	15	30	463	691	10	26	727
13 19 SN MANUEL COLOH	997	37	45	1.311	2.390	19	41	2.450
13 20 SAN RAFAEL	979	15	48	1.300	2.342	15	23	2.380
13 21 SAN SEBASTIAN	696	30	37	887	1.650	14	14	1.678
13 22 SANTA CRUZ	455	16	27	598	1.096	16	36	1.148
13 23 TALGUA	686	15	23	1.051	1.775	21	51	1.847
13 24 TAMBLA	232	26	35	404	697	12	18	727
13 25 TOMALA	268	53	37	783	1.141	14	25	1.180
13 26 VALLADOLID	229	33	24	580	866	51	27	944
13 27 VIRGINIA	198	21	39	511	769	2	21	792



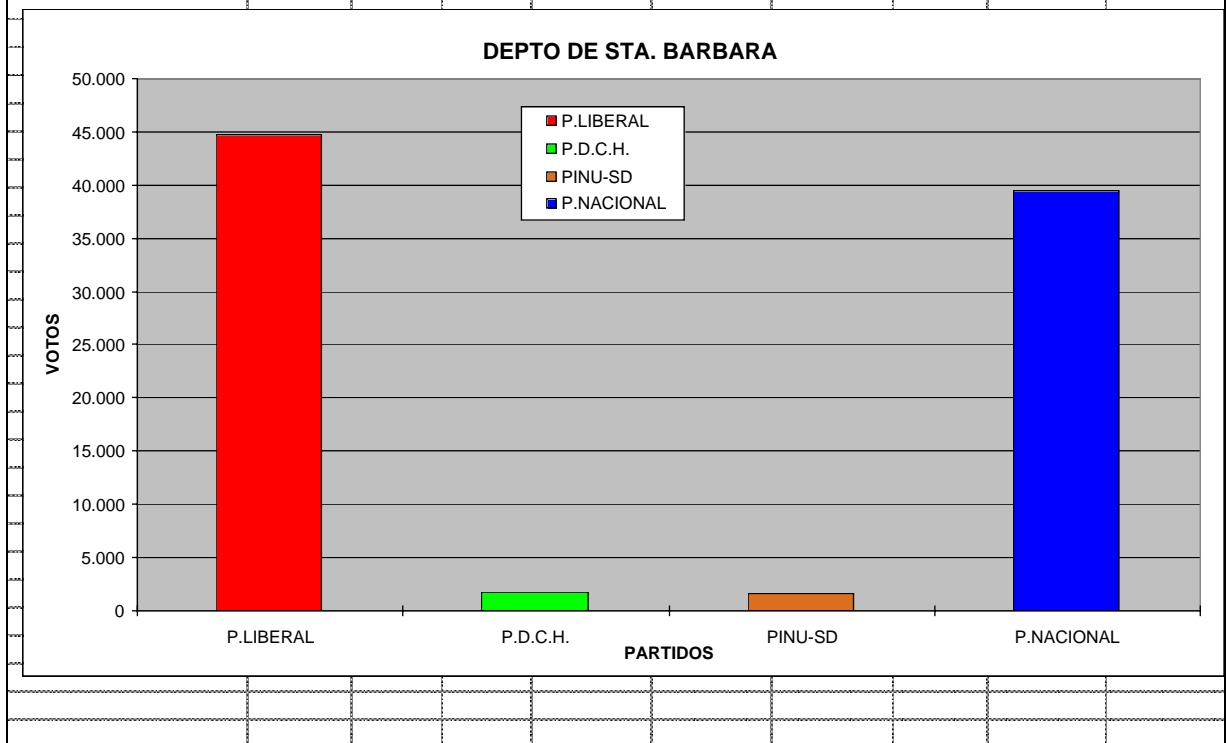
MUN.	P.LIBERAL	P.D.C.H.	PINU-SD	P.NACIONAL	T.VALIDOS	NULOS	BLANCOS	TOT.VOTOS
OCOTEPEQUE	13.216	943	396	11.708	26.263	297	344	26.904
14 01 OCOTEPEQUE	2.227	336	75	2.307	4.945	49	56	5.050
14 02 BELEN GUALCHO	1.404	24	18	1.382	2.828	27	31	2.886
14 03 CONCEPCION	570	18	17	388	993	8	13	1.014
14 04 DOLORES MEREND	279	12	16	263	570	1	11	582
14 05 FRATERNIDAD	218	13	31	165	427	2	2	431
14 06 LA ENCARNACION	918	13	13	526	1.470	14	30	1.514
14 07 LA LABOR	829	32	17	654	1.532	16	15	1.563
14 08 LUCERNA	443	18	20	570	1.051	10	17	1.078
14 09 MERCEDES	279	58	15	791	1.143	20	24	1.187
14 10 SAN FERNANDO	591	10	26	827	1.454	12	24	1.490
14 11 SN FCO DEL VALLE	932	28	18	474	1.452	9	16	1.477
14 12 SAN JORGE	380	8	11	341	740	6	4	750
14 13 SAN MARCOS	1.734	158	50	1.064	3.006	35	47	3.088
14 14 SANTA FE	383	15	13	547	958	5	9	972
14 15 SENSENTI	1.099	153	35	958	2.245	62	28	2.335
14 16 SINUAPA	930	47	21	451	1.449	21	17	1.487



MUN.	P.LIBERAL	P.D.C.H.	PINU-SD	P.NACIONAL	T.VALIDOS	NULOS	BLANCOS	TOT.VOTOS
OLANCHO	34.013	1.416	1.759	28.848	66.036	782	915	67.733
15 01 JUTICALPA	8.470	251	204	6.513	15.438	219	188	15.845
15 02 CAMPAMENTO	1.794	55	91	1.612	3.552	62	63	3.677
15 03 CATACAMAS	5.844	464	285	5.001	11.594	123	185	11.902
15 04 CONCORDIA	759	17	42	949	1.767	23	28	1.818
15 05 Dulce Nombre Culmi	1.586	107	66	1.300	3.059	24	47	3.130
15 06 EL ROSARIO	331	14	48	382	775	10	14	799
15 07 Esquipulas del Norte	414	9	18	429	870	4	13	887
15 08 GUALACO	1.052	41	43	1.457	2.593	20	38	2.651
15 09 GUARIZAMA	627	16	35	679	1.357	4	11	1.372
15 10 GUATA	933	16	49	993	1.991	14	37	2.042
15 11 GUAYAPE	1.344	48	65	731	2.188	26	29	2.243
15 12 JANO	298	5	21	266	590	8	18	616
15 13 LA UNION	416	16	112	482	1.026	29	15	1.070
15 14 MANGULILE	940	7	53	801	1.801	16	10	1.827
15 15 MANTO	1.085	29	62	1.154	2.330	41	27	2.398
15 16 SALAMA	951	32	66	948	1.997	30	30	2.057
15 17 SAN ESTEBAN	1.540	39	76	607	2.262	31	32	2.325
15 18 SN FCO DE Becerra	1.083	24	31	674	1.812	13	27	1.852
15 19 SN FCO DE LA PAZ	2.089	34	168	1.824	4.115	37	29	4.181
15 20 STA Maria del Real	909	147	82	617	1.755	20	24	1.799
15 21 SILCA	738	36	50	683	1.507	13	27	1.547
15 22 YOCON	810	9	92	746	1.657	15	23	1.695



MUN.	P.LIBERAL	P.D.C.H.	PINU-SD	P.NACIONAL	T.VALIDOS	NULOS	BLANCOS	TOT.VOTOS
STA BARBARA	44.738	1.796	1.602	39.500	87.636	911	1.125	89.672
16 01 SANTA BARBARA	4.249	439	299	3.684	8.671	59	88	8.818
16 02 ARADA	711	64	36	1.713	2.524	26	17	2.567
16 03 ATIMA	1.444	103	43	1.195	2.785	39	39	2.863
16 04 AZACUALPA	2.359	73	57	1.505	3.994	32	55	4.081
16 05 CEGUACA	526	103	47	570	1.246	19	10	1.275
16 06 COLINAS	2.988	14	69	2.777	5.848	22	29	5.899
16 07 Concepcion del Norte	1.302	96	27	1.299	2.724	37	34	2.795
16 08 Concepcion del Sur	515	44	26	598	1.183	18	18	1.219
16 09 CHINDA	534	31	23	647	1.235	17	28	1.280
16 10 EL NISPERO	1.045	69	18	1.144	2.276	12	25	2.313
16 11 GUALALALA	847	56	244	261	1.408	20	22	1.450
16 12 ILAMA	895	25	72	1.113	2.105	18	25	2.148
16 13 MACUELIZO	4.448	68	117	3.678	8.311	127	149	8.587
16 14 NARANJITO	1.494	19	56	1.720	3.289	36	31	3.356
16 15 NUEVO CELILAC	888	34	14	489	1.425	21	25	1.471
16 16 PETOA	1.516	14	17	1.215	2.762	14	33	2.809
16 17 PROTECCION	817	37	38	1.146	2.038	33	59	2.130
16 18 QUIMISTAN	2.795	67	55	2.675	5.592	68	102	5.762
16 19 SN FCO DE OJUERA	935	19	16	1.045	2.015	15	30	2.060
16 20 SAN LUIS	3.059	53	31	2.411	5.554	38	67	5.659
16 21 SAN MARCOS	1.785	46	44	1.321	3.196	50	27	3.273
16 22 SAN NICOLAS	1.709	72	42	1.153	2.976	39	34	3.049
16 23 SN PEDRO ZACAPA	3.416	113	124	2.917	6.570	94	119	6.783
16 24 SANTA RITA	456	69	24	636	1.185	10	11	1.206
16 25 SN Vicente Centenario	437	24	24	476	961	18	11	990
16 26 TRINIDAD	3.568	44	39	2.112	5.763	29	37	5.829



MUN.	P.LIBERAL	P.D.C.H.	PINU-SD	P.NACIONAL	INDEPEND.	T.VALIDOS	NULOS	BLANCOS	TOT.VOTOS
YORO	51.286	952	1.604	30.939	911	85.692	949	1.359	88.000
18 01 YORO	6.018	110	128	5.357	48	11.661	101	168	11.930
18 02 ARENAL	802	13	42	905	11	1.773	29	141	1.943
18 03 EL NEGRITO	2.106	167	42	1.470	17	3.802	24	11	3.837
18 04 EL PROGRESO	20.297	299	788	7.467	593	29.444	355	434	30.233
18 05 JOCON	1.006	28	15	1.033	7	2.089	14	33	2.136
18 06 MORAZAN	3.456	60	77	2.944	48	6.585	102	121	6.808
18 07 OLANCHITO	9.240	191	354	5.177	115	15.077	116	247	15.440
18 08 SANTA RITA	3.270	30	37	2.058	28	5.423	91	78	5.592
18 09 SULACO	1.804	12	33	1.620	23	3.492	42	50	3.584
18 10 VICTORIA	1.726	28	43	1.477	8	3.282	22	41	3.345
18 11 YORITO	1.561	14	45	1.431	13	3.064	53	35	3.152

